

Carbon Dioxide Measurement for Detecting Heat Exchanger Leaks in Retrofitted Barns

Grant Ellington
North Carolina State University



Flue-Cured Tobacco Barn Conversion Program

STATE	02/09/01 (Barns)	11/02/01 (Barns)
VA	631	2,505
NC	5,826	24,373
SC	1,486	3,885
GA	751	4,079
FL	127	644
Total	8,821	35,486

Does not include barns not covered by Barn Conversion Program

TSNA Results from 2000

- 375 Total Samples

(273 Indirect-Fired, 102 Direct-Fired)

Indirect-Fired Average - 0.30 ppm

Direct-Fired Average - 4.35 ppm

Average TSNA Reduction - 93%

Nitrogen Oxide Levels

- Direct-Fired

NO_x – 630 ppb (315 – 1225)

- Indirect-Fired

NO_x – 35 ppb (12-75)

630 / 35 ~ 20x Increase in NO_x

* Typical Ambient NO_x 20 to 40 ppb

Reasons for measuring CO₂?

- By-product of combustion (>1ppm)
- Equipment cost and complexity
- Many existing commercially available meters
- Simple and direct process
- Portable instrumentation

Typical CO₂ Levels in Flue Gas Produced

Fuel Oil

CO₂ Max. - 15.7%

13.5% to 12.0%

LPG

CO₂ Max. - 13.8%

12.5% to 11.0%

Natural Gas

CO₂ Max. - 12.1%


11.5% to 10.0%

*Typical Ambient CO₂ Levels
300 – 450 ppm*

CO₂ Measurements



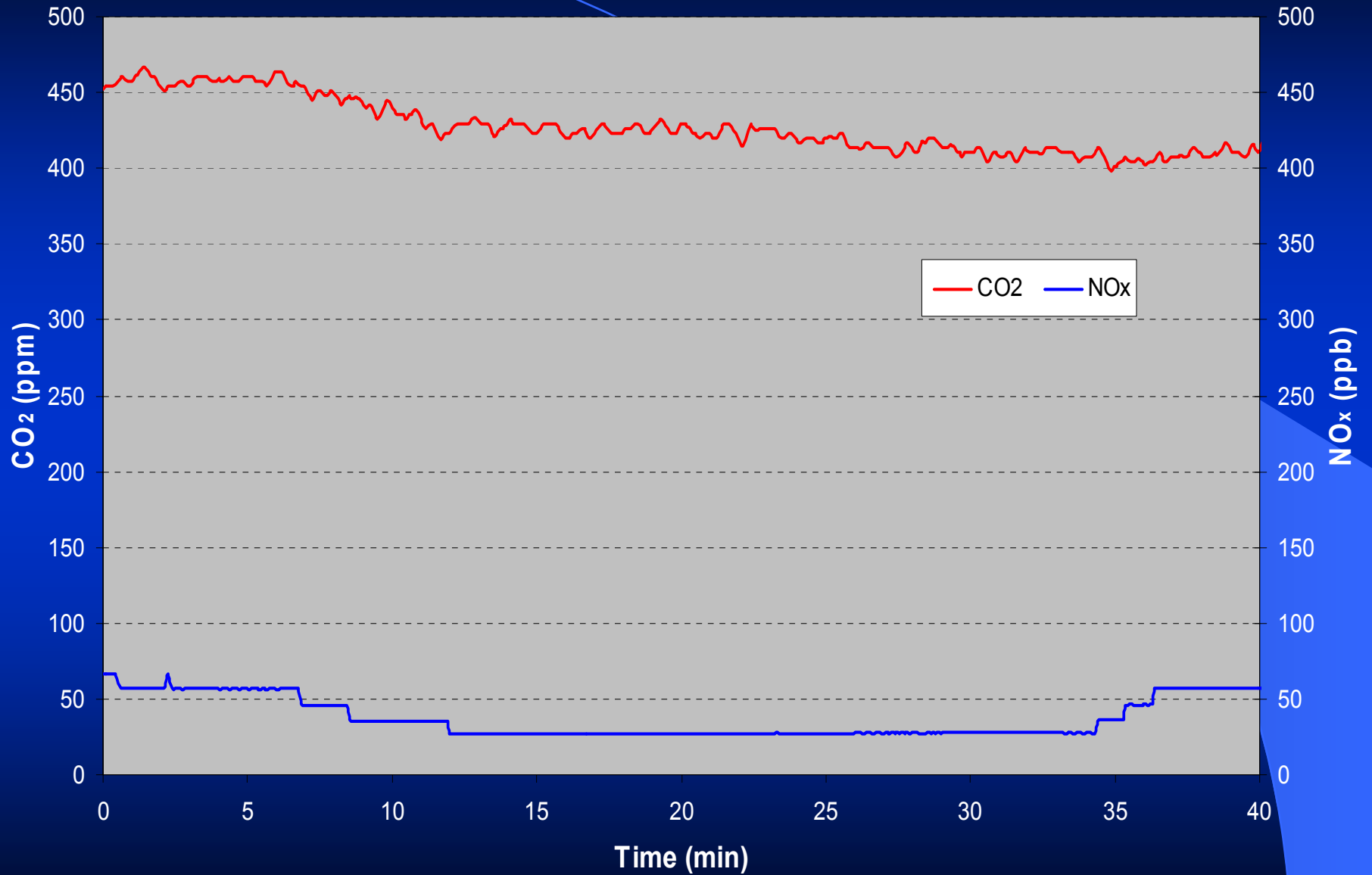
CO₂ Meters



Direct-Fired Barn Levels



Indirect-Fired Barn Levels

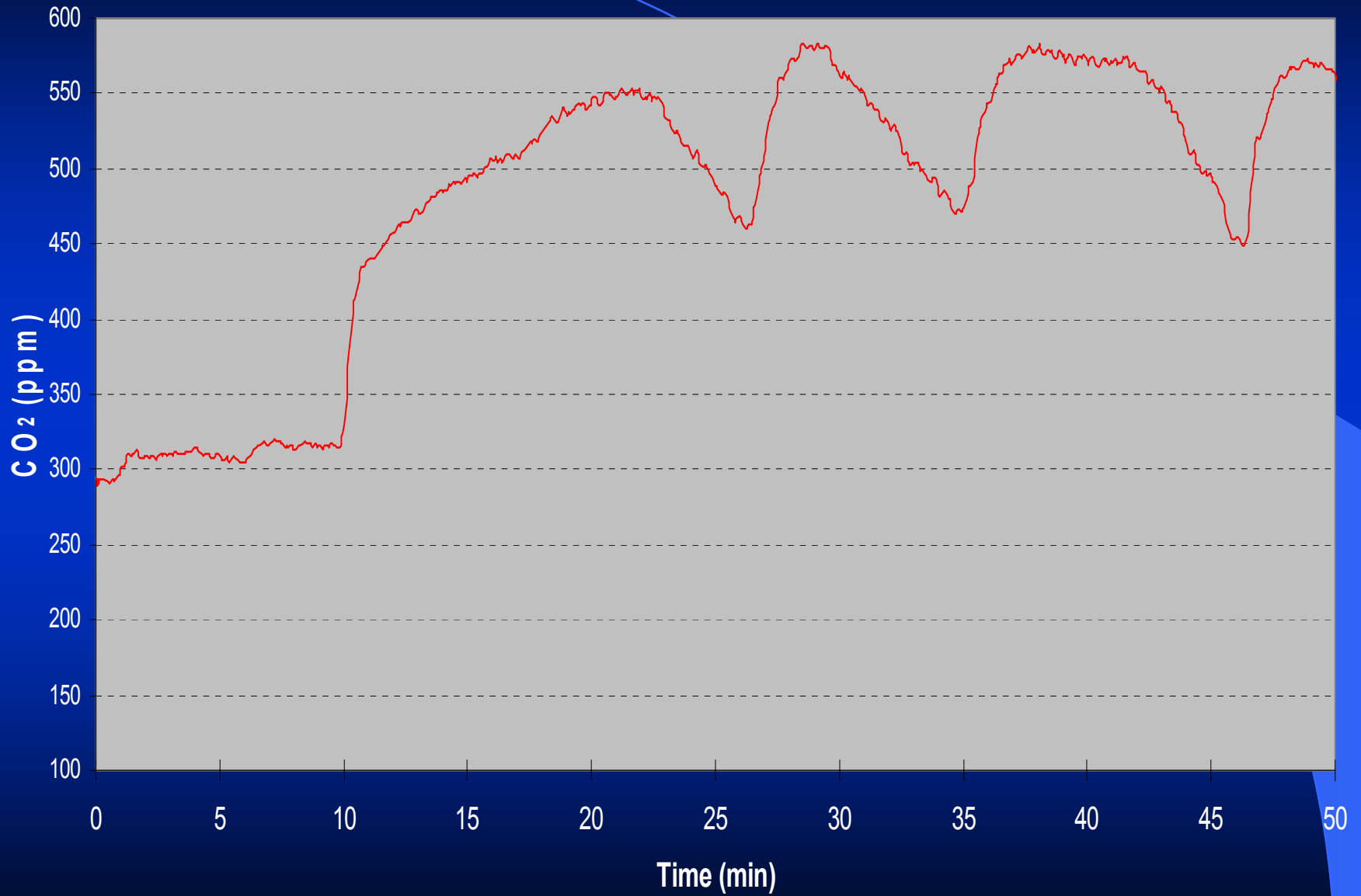


Indirect-Fired Barn Levels (Fuel Oil)



2002

Indirect-Fired Barn Levels (105 °F)





Summary

- Elevated CO₂ levels (> ambient) may indicate cracked heating units
- Very portable and simple measuring process
- Barns tested prior to each curing season
- *Diagnostic tool to assist with maintaining low TSNA levels in Flue-Cured Tobacco*